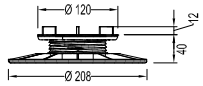
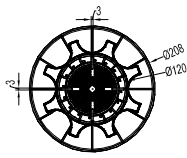
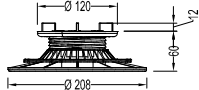


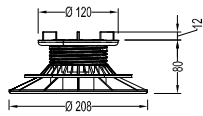
Dalle/Tile



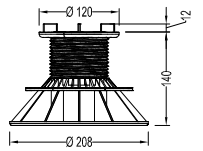
H 25 - 40 mm



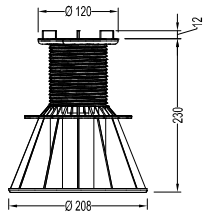
H 40 - 60 mm



H 50 - 80 mm

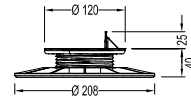
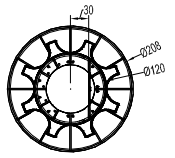


H 80 - 140 mm

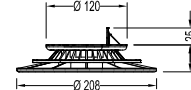


H 140 - 230 mm

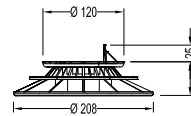
Lambourde/Joist



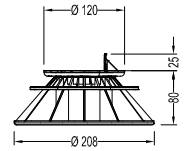
H 25 - 40 mm



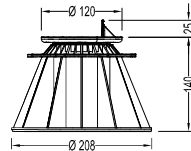
H 40 - 60 mm



H 50 - 80 mm

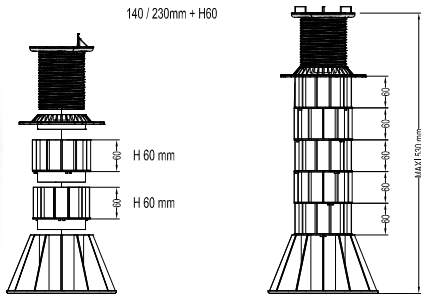


H 80 - 140 mm



H 140 - 230 mm

Rehausse/High extension



140-230 mm 200-290 mm 260-350 mm 320-410 mm 380-470 mm 440-530 mm

Correcteur de pente/ Slope corrector



2-5%



Tampon amortisseur/Noise buffer



5 mm

Densité = 28 kg/m³