

# 3 pts latéraux **TF3**

3 lateral points

6370

# Pêne dormant et 1/2 tour

Deadbolt and latch

Nombre de points  
Number of points



Entraxes  
Between centers



Largeur de tête  
Face plate width



Verrouillage  
Locking



Tours de clé  
Key turn



Mécanisme  
Mechanism



Réversibilité  
Reversibility



Carré  
Spindle

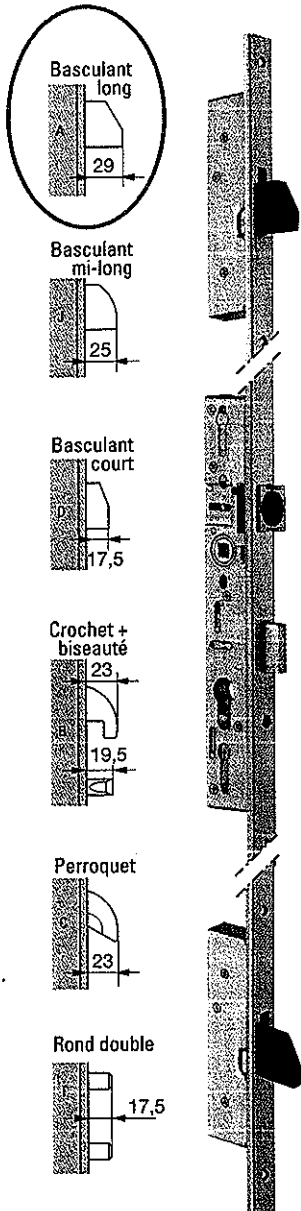


Normes - Réglementation  
Standards - Regulations

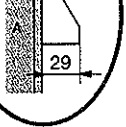


Réf.: 6370.xx.x

Réf.: 6370.xx.0TP22



Basculant long



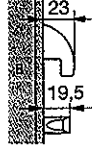
Basculant mi-long



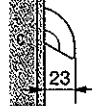
Basculant court



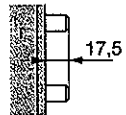
Crochet + biseauté



Perroquet



Rond double



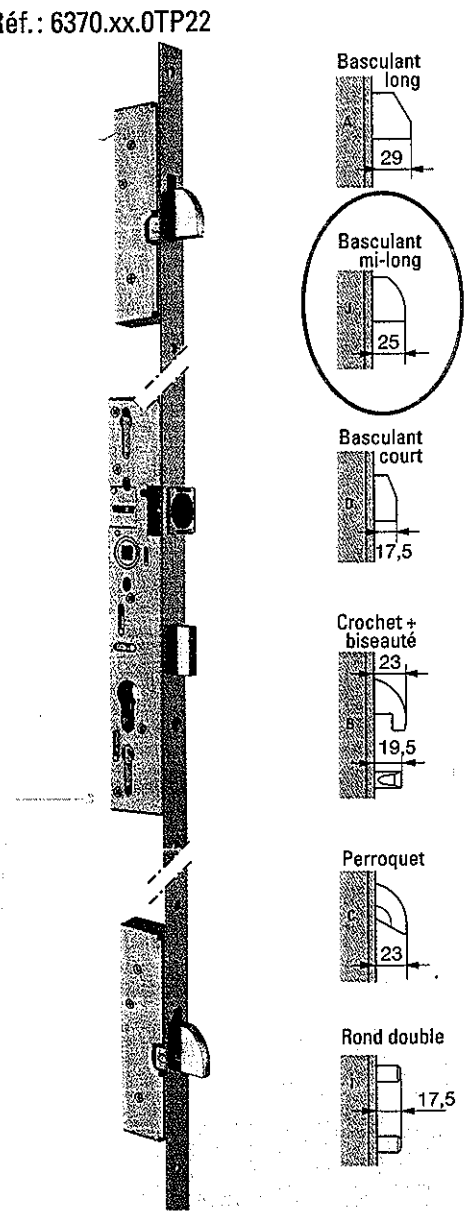
- Tête U 24 x 6 mm
- Tête U 22 x 6 mm
- Boîtiers intermédiaires avec pènes basculants longs (acier et protection anti-sciage)
- U faceplate 24 x 6 mm
- U faceplate 22 x 6 mm
- Intermediate cases with long pivoting bolts (steel and saw resistant)

- Tête plate de 22 x 2,5 mm
- Boîtiers intermédiaires avec pènes basculants mi-longs
- Flat faceplate 24 x 6 mm
- Intermediate cases with half-length pivoting bolts

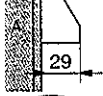
Plan page 149

A	B	C	24 x 6		22 x 6	
			U	U	U	U
21	36	15	6370.36.0	6370.36.1		
24	39	15	6370.39.0	6370.39.1		
26	41	15	6370.41.0	6370.41.1		
30	45	15	6370.45.0	6370.45.1		

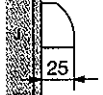
Gabarit d'usage / Machining template : ref. 2836.03.0



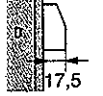
Basculant long



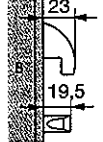
Basculant mi-long



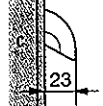
Basculant court



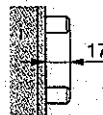
Crochet + biseauté



Perroquet



Rond double



Plan page 149

A	B	C	22 x 2,5	
			U	U
26	40	15	6370.40.0TP22	
30	45	15	6370.45.0TP22	

Gabarit d'usage / Machining template : ref. 2836.03.0